

Automated Garbage Guide

We're rolling out a better way
to collect your garbage



Step 1
Mark your cart
Using a permanent marker,
put your address in the
space provided when you
receive your cart.



ST. JOHN'S

Your cart is here!

What Is Automated Garbage Collection?

Automated garbage collection consists of specially designed wheeled carts, and collection vehicles equipped with articulated arms. A single operator picks up and dumps the carts by controlling the articulated arm from the truck cab.

Important Note: Recycling and yard waste collection remains unchanged and must be placed at the curb at least 1 metre (3 feet) away from the garbage cart.

Cart Delivery

- Delivery will start in May and will take approximately 6 weeks to complete.
- Once you receive your cart you are required to use it on your next garbage collection day.
- Read all instructions.
- Write your address with a permanent marker on the white space provided on both sides of the cart. This will help both you and the city if your cart goes missing or needs repairs.

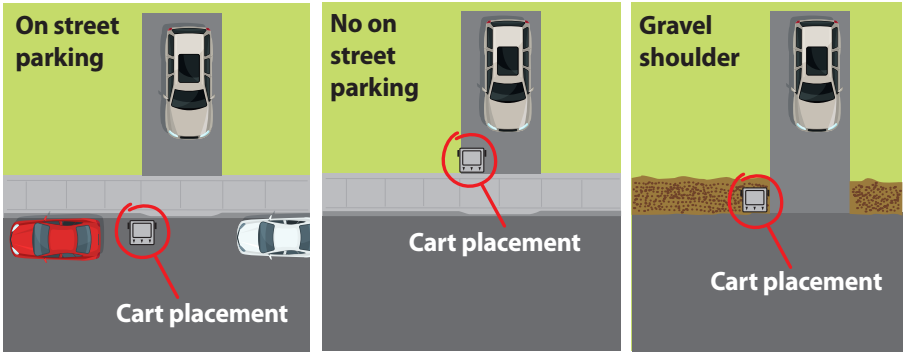
About The Carts

- Carts have large wheels that are easy to roll over curbs, gravel, and snow.
- They hold approximately 4 garbage bags.
- Each cart will have a radio (RFID) tag and individual serial numbers to identify the household to which the cart belongs.
- Residents who move will leave their cart behind as each cart is assigned to a property - not a person.
- They are supplied to participating households at no additional charge.

Resident's Responsibility

- Must use a City-issued cart for garbage collection.
- Must write their address on the cart in the space provided.
- Must keep their cart clean.
- Must keep their cart secure.
- Must properly place cart for collection.
- Replacement of carts, wheels, and/or lids will be charged at full-cost recovery.

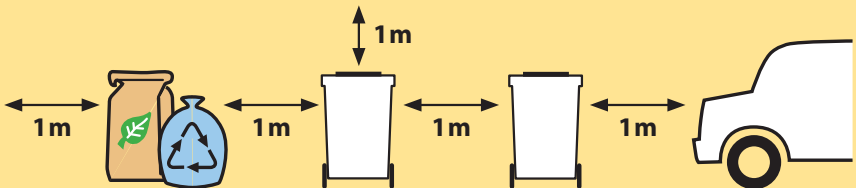
Placing Your Cart



- If there is on street parking in front of your house, place your cart with the wheels touching the curb and the arrows on the lid pointing to the street.
- If there is no on street parking in front of your house, place your cart at the end of your driveway with the arrows on the lid pointing to the street.
- If you have a gravel shoulder, place your cart just off the road at the shoulder at the end of your driveway with the arrows on the lid pointing to the street.
- Leave at least one metre (3 feet) of clearance between the cart and any obstacles such as parked cars, poles, snow banks, recycling bags, yard waste bags, etc.
- In the winter, do not place carts behind or on top of snow banks.
- Please make sure they are clearly visible and accessible.
- Improperly placed carts will not be collected.
- Place your cart between the hours of 6 a.m. and 8 a.m.
- Carts must be removed by 8 p.m.
- All regular household garbage must be in bags and placed in the cart with the lid completely closed.
- Garbage placed outside the cart will not be collected.
- Recycling bags and paper yard waste bags must not be placed in the cart.

Lid must be completely closed

Arrows on lid of cart must face the roadway by 8 a.m.



Frequently Asked Questions

What are the benefits of automated garbage collection?

- Improved Service and Efficiency

The new wheeled carts are very durable and easy to handle. Instead of lifting your garbage to the curb you will be able to simply wheel your bin to the curb. We will also be able to collect your garbage faster.

- Safer

The new automated collection system will provide a safer working environment for the collection staff and reduce lost time due to injury and accidents.

- Environmental Benefits

Because the carts are fully enclosed with a lid, the amount of litter on our streets as well as odor and pest problems caused by garbage will be reduced.

Increases the amount of recycling placed at the curb which creates new resources, new jobs, reduces green house gases, and extends the life of the landfill.

Will inclement weather impact my collection?

- The carts can withstand temperature extremes and users in areas with heavy snowfall have indicated that the wide wheels ride well on snow and are easy to roll out in winter.
- Inclement weather may affect collection, notifications will be sent out through our reminders and waste app by 7 am.
- Residents are asked to sign-up for "Reminders" or to download the St. John's Waste & Recycling APP by visiting www.curbitstjohns.ca. When you sign-up for reminders you have the option to choose how you want to be reminded (e-mail, phone call, text, twitter, or calendar). Notifications will also be posted on the City website and announced on local radio stations.

Why do I need to write my address on the cart?

- All the carts look the same, having the address on the cart will make it easy for you, your neighbor and city staff to find the proper address for the cart if it blows from the property.

Where should I store my cart?

- Store your cart as close to the house as possible,
- Inside a garage, shed or outdoor storage unit
- Backyard, covered porch or balcony, at the side of your home, or
- In your front yard against your home, garage or fence,
- City employees are available to work with you or your property manager to find site-specific solutions for storing your carts.

Who is responsible for the cart?

- The cart will remain the property of the City of St. John's,
- Liability for the cart will rest with the property owner.
- Property owners will be charged for the replacement of carts that are vandalized, stolen or lost.
- The City will only replace carts that are defective or damaged as a result of garbage collection efforts.

What do I do if someone else's cart is on my property?

- If the address is on the cart you can return it to the property it belongs to.
- If there is no address on the cart you can write down the serial number of the cart and call 311.
- A staff person will collect the cart and bring it to the proper address.

What if I am not physically able to get the cart to the curb?

- An exemption form can be filled out and must be accompanied with a signed note from a health care practitioner. This form can be downloaded from the curbit site curbitstjohns.ca/garbage/automated-garbage-collection/ or you may call 311 to have one mailed out to you.

What if I already own a cart?

- Residents are required to use the City provided carts for garbage collection.
- If you already have a bin you can use it for storing your recycling. Recycling decals are available for your old bin. To request decals please email curbit@stjohns.ca or call 311.



Do I need to bag my garbage?

- Yes. Garbage is to be bagged before it is placed in the cart.
- Bagging helps keep the cart clean, eliminates blown litter and reduces odor.
- Kitchen catcher bags can be used.
- Standard sized garbage bags can also be used.

What if I have more garbage than can fit in the cart?

- Residents should recycle with the City's curb side recycling program (Curb It) to ensure there is enough room in your cart for garbage produced in your household.
- The automated garbage cart is big enough for most household's garbage when recycling with the City's curbside program.
- Excess material can be held over until the next collection day or you may take it to the Robin Hood Bay Waste Management Facility.

My cart wasn't completely emptied. Why?

- The cart dumping process lifts the cart upside down and stops with a slight jolt so waste in the cart will fall out, unless it is wedged, forced, or compacted in the cart. Please ensure waste is not packed too tightly in the cart.

What is the cost for a replacement cart?

- Replacement cart can be picked up for a cost of \$65.00.
- Cart can be delivered for an additional fee of \$25.00, contact 311 to make payment.

Other Questions?

Contact the Waste and Recycling Division at curbit@stjohns.ca or call 311.

CURB IT Curbside Recycling Program

The City of St. John's curbside recycling program makes it convenient for residents to participate. It's an easy three step process:

1. Sort It: sort your papers and containers.
2. Bag It: place papers in one see-through blue bag and your containers in another.
3. Curb It: place your recycling at the curb on your collection day.

Recycling is collected by-weekly on the same day as your garbage day. Keep your recycling out of your garbage cart and place it 1 metre from your garbage cart.

Recycling creates new resources, new jobs, reduces green house gases and extends the life of the landfill.

What can be recycled at the curb?

Separate bag for Containers



Aluminum Trays
e.g. pie plates, baking trays & more



Aluminum Cans
e.g. pop cans, beer cans & more



Milk & Juice Cartons



Plastic Trays & Tubs
e.g. butter & sour cream tubs, vegetable & fruit trays



Clamshell Plastic Trays
Take-out foods, sandwich and berry containers



Plastic Food Containers
e.g. ketchup, mustard, yogurt & more



Plastic Cleaning Product Containers
e.g. bleach, liquid laundry detergent, all-purpose cleaner, spray bottles, windshield wash bottles & more



Plastic Toiletries Containers
e.g. shampoo, liquid soap, mouthwash, contact lens solution, body wash & more



Plastic Drink Bottles
e.g. water, pop, liquor & more



Steel (Tin) Cans
e.g. soup cans, bean cans, tuna cans, coffee cans & more



Tetra Pak Containers
e.g. juice boxes, soup containers & more

Separate bag for Papers



Newspaper, Flyers & Junk Mail



Magazines, Catalogues & Phone Books



Writing & Computer Paper
e.g. lined, white, coloured



Envelopes
paper and plastic window envelopes, but not bubble or insulated envelopes



Books
Remove hardcovers



Boxboard
e.g. cereal, cracker, detergent boxes, frozen food boxes & more



Egg Cartons
Just the cardboard kind, not the styrofoam kind



Take Out Drink Trays



Empty Paper Towel & Toilet Paper Rolls
Just the empty cardboard rolls, not the toilet paper or paper towels themselves



Corrugated Cardboard
Must be in a tied-up blue bag or bundled to no more than 2 ft x 2 ft x 1 ft

A Smart Cart Guide

Store your cart as close to the house as possible, inside a garage, shed, backyard, outdoor storage unit, covered porch/ balcony, at the side of your home, or in your front yard against your home, garage or fence.

Inclement weather may affect collection, notifications will be sent out through our reminders and waste app by 7 a.m. Residents are asked to sign-up for "Reminders" or to download the St. John's Waste & Recycling APP by visiting www.curbitstjohns.ca.

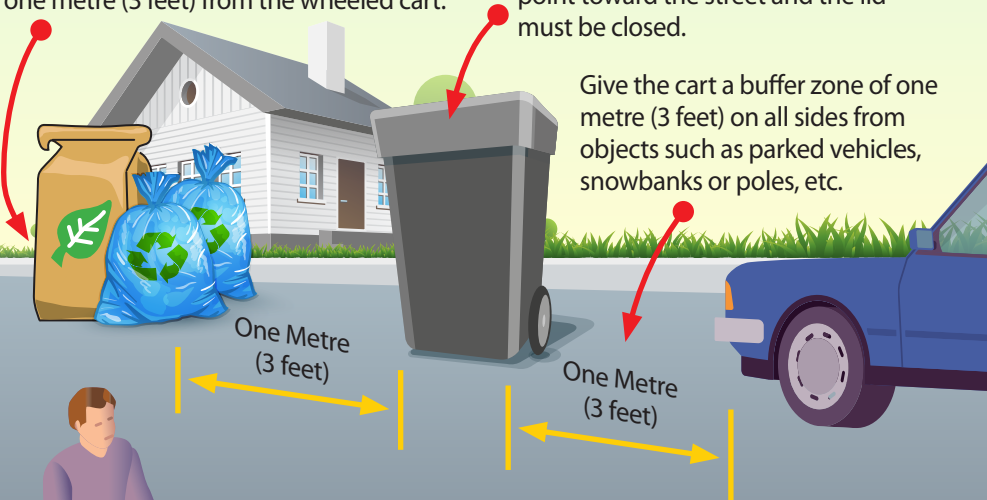
All garbage going into the cart must be bagged



Recycling bags and paper yard waste bags must be placed separately at least one metre (3 feet) from the wheeled cart.

The arrows on the lid of the cart must point toward the street and the lid must be closed.

Give the cart a buffer zone of one metre (3 feet) on all sides from objects such as parked vehicles, snowbanks or poles, etc.



Your cart must be placed at either the curb, just off the road at the shoulder, or the end of your driveway on your collection day.

Place your cart between 6 a.m. and 8 a.m.
Carts must also be removed by 8 p.m.

In winter, do not place carts behind or on top of snow banks. Please make sure they are clearly visible and accessible.